


Rio Hondo Winterguard Contest 2018



A TECA Sanctioned contest hosted by the Rio Hondo High School Band



Saturday, February 24, 2018

Rio Hondo High School Gymnasium

Directors,

It is our pleasure to welcome you to our TECA contest at Rio Hondo High School. We hope that this contest is a successful one for you and your students. We will do our best to ensure this contest runs efficiently and as smoothly as possible. We ask that you take time to review the information in this packet. Be advised that our facilities are small in some areas, so we ask for your cooperation in following the contest flow. We apologize for any inconvenience this may cause. We wish the best of luck to you and your students and hope you have a great run.

Contest Location:

Rio Hondo High School

22547 Hwy 345

Rio Hondo, Tx 78583

(956) 748-1214 Band Hall

Packet Contents:

- I. Directions and Parking
- II. Check-In
- III. Contest Flow
- IV. Meal Order Form

Please Contact me with any questions regarding the facilities and flow of the contest.

-Felicia Juarez

RHISD Colorguard Director

(956) 706-2329 cell

feli.juarez98@gmail.com

I. Location, Directions, Parking, & Maps

Rio Hondo High School

22547 Hwy 345 Rio Hondo High School

Rio Hondo, Tx 78583

The Rio Hondo Bridge is still closed you must take a detour route which I have provided directions for.

From San Antonio or points North:

Take IH 35 South to IH 69/US 77 South towards Brownsville/Rio Grande Valley. (Continue on IH 69 for two hours /116 miles.

Continue on US Expressway 83/US 77 South towards Brownsville/ San Benito

Exit Williams Rd. towards Rio Hondo

Continue on Williams Rd/ Reynolds St to Colorado Ave. (Watermill will be on the right)

Turn Right on Colorado Ave.

Continue on Colorado Ave/Hwy 106 to Hwy 345

Turn right on Hwy 345 (at the light next to Stripes gas station)

The High School will be on the left.

From McAllen or points West:

Take I-2/US 83 towards Harlingen

Continue on US Expressway 83/US 77 South towards Brownsville/ San Benito

Exit Williams Rd. towards Rio Hondo

Continue on Williams Rd/ Reynolds St to Colorado Ave. (Watermill will be on the right)

Turn Right on Colorado Ave.

Continue on Colorado Ave/Hwy 106 to Hwy 345

Turn right on Hwy 345 (at the light next to Stripes gas station)

The High School will be on the left.

From Brownsville or Points South:

Take IH-69/US-77 North towards Harlingen

Exit Williams Rd. in San Benito towards Rio Hondo

Continue on Williams Rd/ Reynolds St to Colorado Ave. (Watermill will be on the right)

Turn Right on Colorado Ave.

Continue on Colorado Ave/Hwy 106 to Hwy 345

Turn right on Hwy 345 (at the light next to Stripes gas station)

The High School will be on the left.

SPECTATORS ONLY: The Entrance to the parking lot in the back of the school will be just past Rio Hondo Marine.

Parking

All Spectators will be parking in the back of the school where the tennis courts are.

All Unit buses will park in the parking lot on the North End of the football field after Units are dropped off in the front of the school. Please make sure your buses do not stay in the Front of the school and park in the designated area. When you are leaving please have your buses pick you up in the front of the school.

All Guard and Wind equipment trucks will be parking in a lot past the baseball fields after you unload your truck in the front of the school. Please make sure after you unload your truck they don't stay in the drop off ,and they park in their designated area.

Percussion ONLY your trucks will be unloading right next to the tennis courts. All trucks need to be loaded in the front of the school.

If your unit is bringing a semi please make sure it unloads in the parking where the buses will be parked. When you are ready to load your semi please load it in the front of the school on the side next to the band hall. Semi pick up and drop off is labeled on the map. Police officers will be there to help and ensure safety.

There will be police and volunteers directing buses and your trucks. PLEASE give all your drivers a parking map and make sure you have a way to contact your drivers when you are ready to be picked up.

PARKING MAP:



Imagery ©2018 Google, Map data ©2018 Google 200 ft

II. Check-In

All contest Rules and Regulations from the 2018 TECA constitution and By-Laws and the 2018 TECA and WGI Rule Books will be followed.

All props, performance shoes and equipment must be padded and taped according to the TECA and WGI rule book specifications. Please refer to the 2017 WGI Colorguard and Adjudication Manual and Rule Book.

Students and equipment will be dropped off in the front of the school, closest to HWY 345. Guard Equipment trucks will unload/load in the front of the school.

Percussion Equipment trucks will unload in the back of the school next to the tennis courts, and load in the front of the school.

The check in table will be located in the front of the school. Each Unit will have a guide who will show you to the ROTC room which is the performer holding area. You may place your flags and equipment in the hallway leading to the holding area if you would like.

Sound Check can be done in the performance gym at the sound table.

PROPS:

Guard/Winds props will be held in the big Band Hall. Percussion Props will be held in the big hallway next to the Equipment Warm up gym.

Percussion you may use the big hallway next to the equipment warm up gym or place your props in the equipment warm up gym.

III. Contest Flow

ROTC room/Colorguard Area

Outside food or drinks will not be allowed inside the school at anytime.

The ROTC room and hallways are traffic areas only. Students and Staff will not spin, toss, or maneuver equipment inside any of the buildings at any time other than in designated areas.

If you need extra warm up time outside of your official warm up time, you may do so outside. Refer to the map of the school for warm up areas.

The front office and upstairs areas of the school are off limits. Please ensure that your students stay in the designated areas.

Body Warm Up, Equipment Warm Up and Performance

- When it is your time to be "Ready" according to the schedule, please report to the "Ready Table" located down the hall from the ROTC room/ Holding Area. You will be escorted down the hallway through the cafeteria by a student monitor to Body Warm Up in the small Band Hall. Time will begin once you have entered the room.

Percussion when it is your Ready time please be at the big Hallway next to Equipment Warm up Gym. There will be signs up as guides

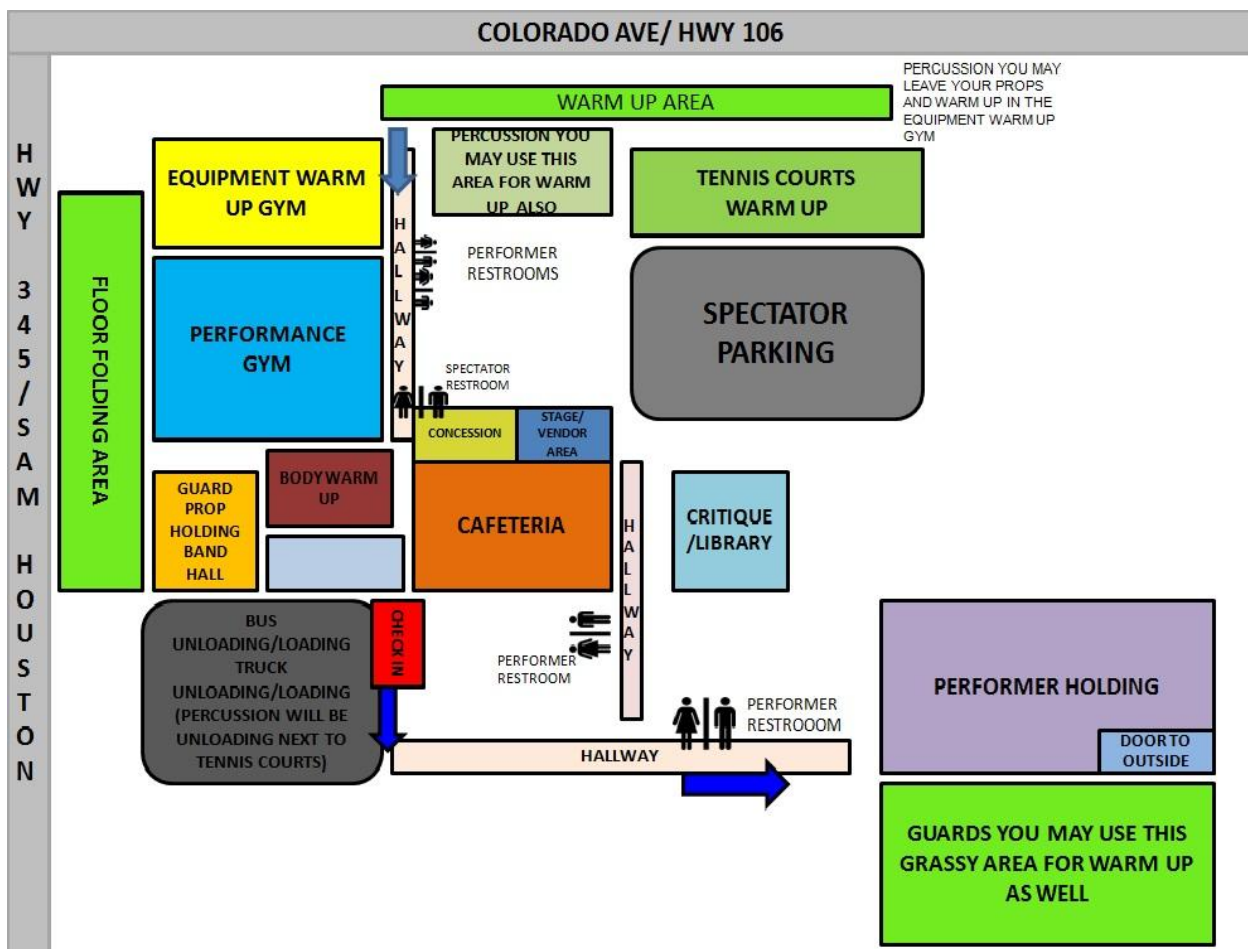
- After Body Warm Up you will be led through the Cafeteria, down the hallway, and outside to be placed in holding until the Equipment Warm Up gym is ready for your group.
- After Equipment Warm Up your guard will be led to the Performance gym.

Percussion Warm Up will be outside in the designated area. Refer to map of school below.

Winds will warm up in the Equipment Warm Up Gym

Sound systems will be available in both Warm up areas. Please have your recordings and Cds READY

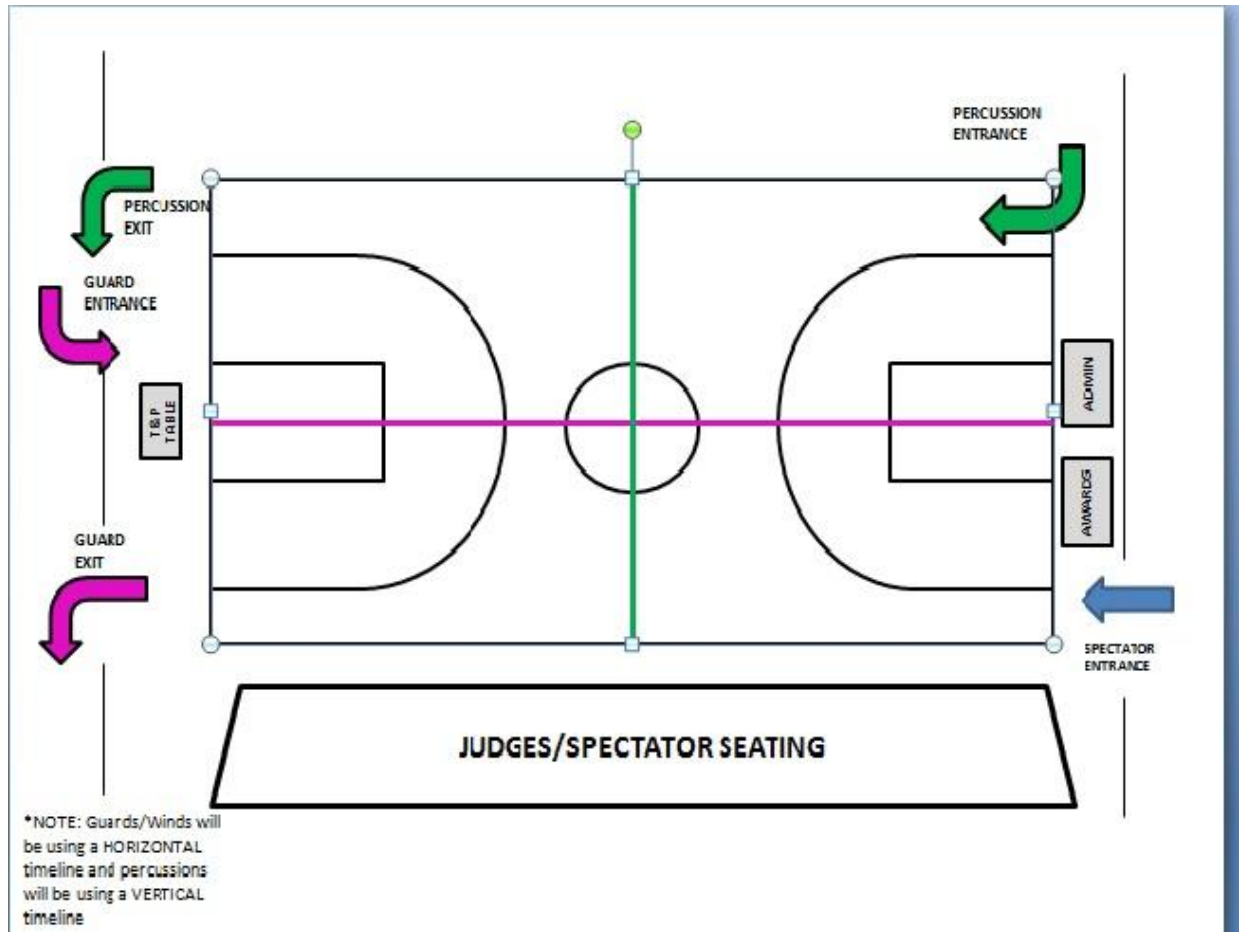
- After you perform the grassy area outside will be available for floor holding. You will take your props and equipment to the left once you exit the performance gym to be loaded in the front parking lot



WE WILL BE USING A HORIZONTAL TIME LINE FOR COLORGUARD/WINDS AND A VERTICAL TIMELINE FOR PERCUSSION

From Audience Perspective Guards/ Winds will enter the Back Left side and Exit the Front Left Side.

Percussions will Enter Back Right Side and Exit Back Left Side.



After your performance there will be a grassy area outside the performance gym available for floor folding. Guards/Percussions/ Winds will be loading buses and equipments trucks in the front of the school.

There will be multiple CAPTAINS ONLY retreats held throughout the day. Please refer to schedule for times

Critique:

There will be a critique session hosted by the adjudicators and TECA in the LIBRARY for you to attend if you signed up for it. Thank you for listening to your comments before entering critique.

Rio Hondo Meal Pre-Order Form

Burger Combo w/ chips, drink, and cookie

\$7.00

School Name: _____

Contact Name: _____

Contact Number: _____

Quantity: _____

Total Cost of all Meals: \$ _____

Time needed: _____

*Meals can be picked up at concession stand

Please make all checks payable to Rio Hondo High School

Please email Order Forms to feli.juarez98@gmail.com by February 20th, 2018

NO outside food or drinks will be allowed